

CREATING

RURAL SPACE

ISSUE DATE MAY 2023



7 RED FLAGS WHEN BUYING A SHED

**SHED CUSTOMISATION
OPTIONS EXPLAINED**

**YOUR FREQUENTLY ASKED SHED
QUESTIONS ANSWERED**

QUESTIONS ANSWERED

**WHY CUBEX IS THE
RIGHT FIT FOR YOUR
NEXT SHED BUILD**



CONTENTS

- 04 THE CUBEX STORY
- 06 7 RED FLAGS WHEN BUYING A SHED
- 08 INSPIRATION GALLERY
- 10 THE PROCESS
- 22 FAQ'S

MESSAGE FROM THE FOUNDERS

Change is constant. Especially in current times. From floods, to drought and world pandemics, we all face a time of significant change.

But through times of significant change, comes time for significant learning, deeper awareness and evolution. Through times of change we are shown the importance of connection, trusted relationships and stability.

Without change, The CubeX Group would not exist. But with the changes that have occurred to bring us to where we stand today, one thing has always remained constant – FAMILY. In particular, the Thrush family – with Ken and Ros Thrush laying their foundation stone in metal manufacturing in 1979. Paved by their five sons Paul, Jim, Llyod, Kelvin and Michael, the family has continued to make their mark in the industry and evolve with the times. Now expanding across the manufacturing industry, it is through the work of Jim and his children Tricia, Harvey, Lydia and Joelle; and Paul and his children Roxley, Hayley, Royce and Jordanna, that the Thrush family legacy and mission continues.

Whether it's for the Veraart family of Purga, or the Buttsworth family of Kingaroy, from the fertile soils

of Wivenhoe Dam to the rich red of the Burnett, The Cubex Group understand the importance of delivering exceptionally high-quality products to the people of Queensland.

Just like our family and yours, our sheds are built through a labour of love, designed for stability and to stand the test of time for generations to come.

The secret to this longevity and sustainability? We know there are no short cuts. This is why we are involved in the process from beginning to end. From design to installation, we are committed to providing a quality and efficient process to suit the needs and budget of your family.

We know how valuable a new rural building or shed can be. We know how monumental it is to see the unique design you've had in mind for some time, come to life. We know it is always more than just a shed. We know the potential it brings to develop and expand not only your current assets, but your future. In fact, that's exactly why we're here. We exist to help Queenslanders unleash the potential of their properties by designing and constructing custom-built rural buildings that add significant value to your property, your lifestyle and your family's future.

WHY "CUBEX"?

SAT AROUND THE TABLE WITH JIM, PAUL AND HIS COUSINS – HARVEY BRAINSTORMED IDEAS FOR HIS VISION AND THE FAMILY'S NEXT VENTURE IN METAL MANUFACTURING.

AFTER 6 HOURS AND AFTER MANY IDEAS WERE THROWN DOWN, A NAME WAS VOTED UPON...BUT IT WASN'T CUBEX. BACK TO THE DRAWING BOARD AND IT WAS PAUL (HARVEY'S UNCLE), WHO FINALLY PUT A NAME TO THE VISION – CUBEX: MEANING THE FORMULA FOR CUBIC METRES X SPACE.



The CubeX Group is a professional and caring team that work hard with confidence for our clients, because we know we can get results. From our family to yours, we genuinely care about what we do, dedicated to excellence and promoting growth and success with everyone who spends time with us. We trust that we can make a positive and significant difference to the people of Queensland.

Our expert team is made up of highly-skilled, knowledgeable and experienced engineers and building designers. What does this mean for you? Two words: cost-effective and precise. We know how to design and engineer our sheds to achieve the best outcomes for our clients at the most cost-effective price.

We pride ourselves on saving you the time, stress and hassle of having to coordinate trades and deal with the red tape, so you can stay focused on what you do best. Whilst we admire the stoicism of rural Queenslanders, we are the expert help you need to get the job done to standard and by deadline.

Did you know that in 2021, The Australian Government invested \$72.7 million to help Australian agri-businesses expand their export markets, as part of the Agri-Business Expansion Initiative?

In Queensland alone, the Western Downs is the largest producer of pigs, sorghum, wheat, oats, barley and mung beans. The well-established and economically strong intensive animal industry in the Western Downs demonstrates huge potential for further intensive farming opportunities within the region.

Moving to the North of our rich state and you'll find where 95% of Australia's sugar cane is grown, yielding \$2 billion in export earnings every year. Clearly, Agriculture is a strong pillar of Queensland's economy and continues to hold its place with a longstanding reputation for being resilient, sustainable and evolutionary.

The CubeX group is dedicated to ensuring Queensland farmers are at the forefront of this growth for their own business, assets and generational stability. What type of building do you have in mind? Perhaps you need a hay shed or a grain storage shed? Are you looking for a machinery shed or a workshop? What about a high-spec, steel-frame, indoor arena? Whatever you need, you can trust that your rural building will be customised from planning through to on-site installation, meeting all industry and personal specifications to minimise your cost and improve efficiency.

Do you have a unique design requiring the out of box thinking and customisation CubeX provides, to turn your dream into a reality? Do you need a hay storage area at one end, with a grain storage area at the other? Maybe a closed in workshop with a drive-through machinery area? Or maybe you know someone that has been dreaming of an arrangement like this, but is struggling to find the expert help to achieve it? Whatever the case, we are here to turn your hopes and dreams into a profitable and sustainable reality.

In this special edition of 'Creating Rural Space', we'll share with you:

- Our proven fast track process to building the right shed for you
- How our rural buildings add net worth and stability
- Stories and testimonials from some of our clients
- How we achieve both quality and cost-effective solutions, from design to installation.

We hope you enjoy this special edition of 'Creating Rural Space' and trust that it helps you unleash potential, achieve dreams and add value to your family's future.

**To your success,
Harvey J. Thrush
General Manager
The CubeX Group**

**OUR STORY STARTS WITH
THE VISION OF THOSE
WHO STRIVE TO EMPOWER
PEOPLE, BUILD
TRUSTED RELATIONSHIPS
AND CREATE
INNOVATIVE
PROJECTS.**

Rewind to 1979. The year Slim Dusty releases "A Pub With No Beer", the St George Illawarra Dragons claim the NRL premiership and Kenro Metal Services is born - the foundation stone of CubeX as we know it today.

Ken Thrush was his name. A fitter and turner by trade, but an ideas man by nature. After an incident left Ken with a broken back and no longer able to continue his normal occupation, it was his tenacity and resilience that quickly turned his pain into the promise of what we now know as a successful 40 years and counting in the metal fabrication & manufacturing industry.

Back track to 1993. The year one tiny, dark-haired baby and Ken's grandson, Harvey Thrush, makes his entrance into the world. Call it coincidence or fate, this is also the year our very first building was constructed, with Harvey's father Jim, providing all the steelwork for a large-scale premises that stands proudly in Toowoomba.



Fast forward to 2008. The first Apple iPhone is released and a 15 year old Harvey heads out on his first day of work. Under the guidance of strong mentors such as his grandfather Ken and dad Jim, Harvey has gained immense experience across all aspects of metal fabrication, processing and manufacturing. Starting his career in the operations department, it was his interest in business management and his experience working with and learning from others, that set the wheels in motion for his very own vision.

Working with a large client base of rural customers, it was evident that there was no one in Queensland, for Queenslanders, who was building sheds that were not only cost-effective but **customised** to meet their individual needs. With most having to outsource as far as Victoria for a solution, Harvey took action on what was clearly a big gap in the market.

Whilst it wasn't until 2019 when CubeX was officially branded, our story has been deeply rooted with a strong history of upholding the highest quality and integrity in both our work and our relationship with our clients. With such strong values and foundations embedded in our story, and with the expertise and tools behind us to get started, it is no wonder CubeX has grown from one man's vision, to becoming Queensland's leader in structural steel sheds in just 3 years.

**HARVEY RECALLS ONE
PARTICULAR INTERACTION
FROM MORE RECENT
TIMES, THAT STANDS OUT
FOR HIM...**



Harvey Thrush, Founder and Director of The CubeX Group, is this man. With a vision, a zest for life and a dedication for helping both his team and his customers, Harvey is committed to ensuring Queenslanders can fulfill their goals and achieve their potential.

Whilst his enthusiasm is contagious, it is his humility that keeps him grounded and connected to his greater vision for CubeX – to empower people, build trusted relationships and create innovative projects.

Harvey and his team at CubeX work hard every day to provide Queenslanders with the customised solutions they are chasing to add significant value to their property, business and family. The CubeX Group has helped Queenslanders like the Williams family of Biloela and the Vella family of Mackay, save time, stress and hassle so they can get on with what they do best. Our professional team embody a 'can do' and 'let's make it happen' attitude, which is reflective in the testimonials of our clients and the results of our work.

Whilst we have grown a lot since 2019, our team are in pursuit of helping more rural Queenslanders bring their dreams to life. As well as helping those in the agricultural industry, CubeX have a goal to expand their resources and expertise into designing and constructing industrial and commercial buildings for small and medium business owners. But not just buildings – we're talking purpose built and customised solutions that are personalised to your brand, your needs and allow you to do what you do best, in the most efficient way possible. In 2022 and beyond, we believe Queenslanders shouldn't have a building that they go to work in, but instead should have a building that works for them.

It is safe to say that there is a lot in the pipeline for CubeX and in turn, the people of Queensland. We proudly continue the mission of the Thrush family, that Ken founded over 4 decades ago. As a team, we have ingested the values of teamwork, excellence, creativity, care and integrity. We are committed to helping Queenslanders like you, achieve better for your property, better for your business and better for your family.



"I was standing in line for my usual short back and sides, when I overheard an old fella by the name of Neil O'Leary, make a comment about the difference in bush people and city slickers when it comes to starting work early. We shared a laugh, a "you're not wrong mate" and started talking. He told me he was a cattle farmer from Injune and I told him about CubeX, which to my surprise he said, "CubeX? Yeah, I know the one!"

Here's me, just an average man, in line for a haircut with your average QLD farmer, who not only knows the name 'CubeX', but knows who we are and what we do. When I started this, I definitely didn't envision the CubeX brand to be so well known in just 3 years. I guess that really is the best testament to our team, the quality work we produce and our dedication towards ensuring our customer gets what he wants, everytime."

7 RED FLAGS WHEN BUYING A SHED

The ability to shop online has made purchasing a new shed an easy process; however, it also has the ability to create challenges in design and installation. Whilst we are certainly living in an era that promotes 'contact-free', there are a few things that still require the expert knowledge and understanding that can only come with face-to-face interaction. Building a shed that is customised to meet your needs, is one of these things. Whilst ordering online is certainly a way forward for many industries, there is still a distinct need for expert help and supplier-consumer relationships in the agriculture business.

At CubeX, we understand that your new shed is more than just a shed – it's an investment. You want to find a company that can build you a shed that is not only cost-effective, but adds future value to your property, your business and your family. As a consumer, it is important to understand the process of building a shed and the approval, foundation and machinery requirements, so that you can avoid common mistakes and minimise risk, stress and time.

Whether you decide to order online, or reach out to a team of experts, here are 7 "red flags" to look out for when investing in your new shed:

1. NO CONSIDERATION OF COUNCIL BUILDING LAWS

Restrictions vary and you may need to acquire planning approval before building your shed. It's important to consult your local council about building restrictions that may apply to you.

2. OFFERING THE CHEAPEST PRICE

Looking for the most cost-effective solution for your shed is important; however, the cheapest price can sometimes come at the cost of the quality and durability of your shed. When investing in a new shed, it is important to consider the whole project to ensure your shed meets your budget and needs, both now and in the future. Ease of process, the materials used, strength, durability, warranty, storage capacity, customisation, price and where the shed is manufactured are all important considerations when investing in your new shed.

3. FAILING TO CONSIDER AUSTRALIA'S CLIMATE

Suppliers and consumers all over the world pay premium prices for Australian made sheds, as they are considered to be of the highest quality compared to those imported from overseas manufacturers. As a future investment for your property, you want to be sure that your shed will stand the test of time and is built to last. Ordering from an overseas supplier at a cheaper price or with unsuitable material, could mean extra maintenance and a shorter life-span for your shed. If you want a durable shed that requires little to no maintenance, invest in an Australian-made, high quality steel shed that has been developed to handle our tough weather conditions.

4. UNDERESTIMATING THE SIZE OF YOUR NEW SHED

Before purchasing your new shed, make a list of the tools and equipment you will be storing to ensure your shed is large enough to meet your needs.

Far too often, people buy a shed that's too small or the wrong size. Designing a shed that is slightly larger than what you currently need, or can be extended, is the best way to ensure your shed works for you both now and in the future.

5. NOT DEFINING YOUR SHED'S PURPOSE

The type of shed you need depends on your purpose for the building. Adequate storage and protection are essential for the care and maintenance of your assets; the dimensions and strength of your shed need to be specific to your inventory; the visual design of your shed will improve the overall aesthetics of your property; and the location of your shed should consider safety and workability. Defining the purpose for your shed before purchasing, will ensure that you are satisfied with the finished product.

6. NOT CUSTOMISED TO MEET YOUR BUDGET AND NEEDS

Need a building that is both a storage unit for hay and a machinery shed, with sliding doors at one end but a drive through section down the other? The team at CubeX are committed to providing customised, solution-based building designs that are based around your needs and budget, rather than offering a few standard designs for you to choose from. Every shed we design and install is tailored to meet your requirements, no matter the ask! Every shed is unique and personalised to how you like to work, ensuring greater efficiency, quality and potential for growth.

7. NO INSTALLATION

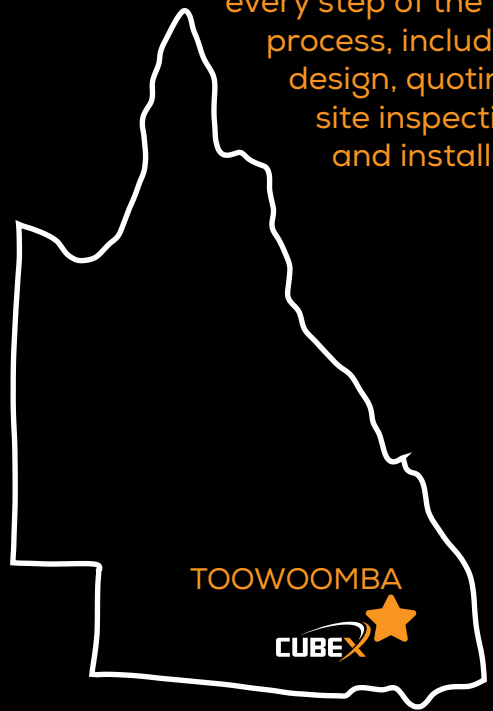
If you have the ability to install your shed yourself, be sure to choose a product that is well-designed structurally and can be installed easily. It is always best to invest in a shed from a company with exceptional customer service and an experienced installation crew, like the team at CubeX.



WHY CUBEX?

The team at CubeX are the right fit for you if:

- ✓ You're looking to discuss your vision with experienced sales and project managers who will take the time needed to turn your ideas into a functional and cost-effective design.
- ✓ You know what you want, but you need someone to connect the dots and provide a customised solution to meet your criteria.
- ✓ You want to work with a team who value trusted relationships and have a strong referral base.
- ✓ You see your new shed as an investment for your property and family, so you want a company who will work with you through every step of the process, including design, quoting, site inspection and installation.



ORDERING FROM AN OVERSEAS SUPPLIER AT A CHEAPER PRICE OR WITH UNSUITABLE MATERIAL, COULD MEAN EXTRA MAINTENANCE AND A SHORTER LIFESPAN FOR YOU SHED.

GRAIN SHEDS



WORK SHOPS




EQUINE SHEDS



LIVESTOCK SHEDS



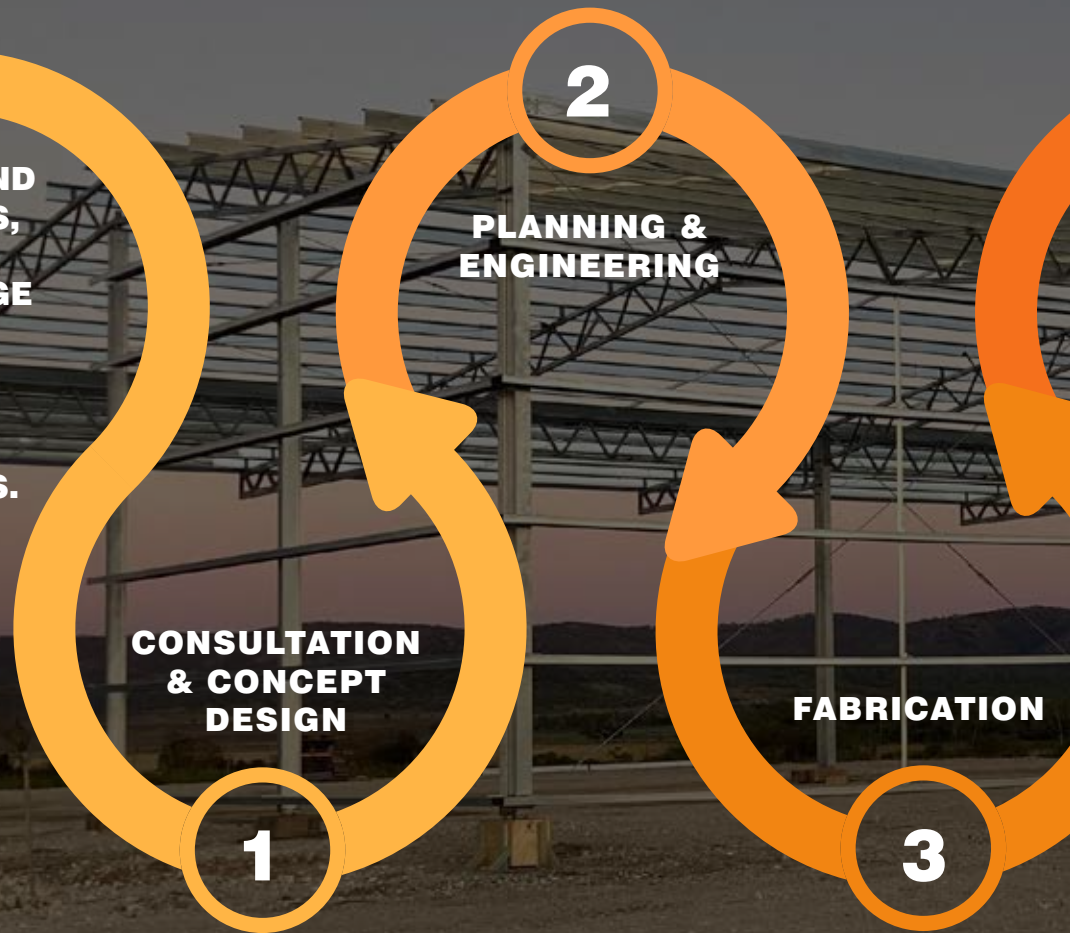
SHEARING SHEDS



POULTRY SHEDS



BASED IN QUEENSLAND FOR QUEENSLANDERS, CUBEX PROVIDES PURPOSE-BUILT, LARGE SCALE STEEL SHEDS THAT ARE DESIGNED, MANUFACTURED AND INSTALLED TO MEET YOUR REQUIREMENTS.



1 CONSULTATION & CONCEPT DESIGN

THE CUBEX GROUP WILL WORK CLOSELY WITH YOU TO DESIGN A COST-EFFECTIVE SOLUTION AND FULFILL YOUR UNIQUE REQUIREMENTS, WHILST OPTIMISING THE OVERALL EFFICIENCY AND WORKABILITY OF YOUR SHED.



4

DELIVERY

6

COMPLETION
*GRAND OPENINGS
COMING SOON*

**CONSTRUCTION
& INSTALLATION**

5

1. WHAT'S THE PURPOSE OF YOUR SHED?

2. WHAT ARE YOU TRYING TO ACHIEVE?

3. WHAT SITE CONSTRAINTS DO YOU HAVE?

Location

Water

Power

Soil type

Level site/drainage requirement

4. DO ANY FUTURE REQUIREMENTS NEED TO BE CONSIDERED?

**LET'S TALK
CUSTOMISATION
AND THE KEY AREAS TO
THINK ABOUT
WHEN DESIGNING
YOUR SHED.**



DOORS

THE CUBEX SLIDING DOOR SYSTEM IS A RESULT OF YEARS OF DEVELOPMENT, OFFERING YOU QUICK, EASY, SAFE AND CONVENIENT ACCESS TO YOUR SHED.

OUR DOORS CAN BE CUSTOM MADE UP TO 8M WIDE AND INCLUDE:

- Fully welded steel RHS frame, making them structurally strong
- Fully suspended from Universal beam means there is no floor track
 - Heavy duty door handle and lock
 - Heavy duty wheels with roller bearings
- Full external steel RHS surround (picture framed)

SLIDING DOORS



STEEL SHUTTER

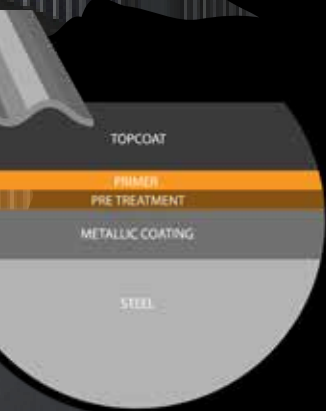


ROLLER DOOR

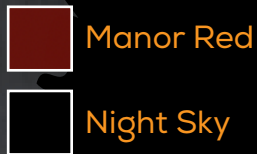


ROOFING & WALLS

THE COLORBOND® STEEL RANGE OF DESIGNER COLOURS OFFERS A CLASSIC AND CONTEMPORARY PALETTE.




CLASSIC




CONTEMPORARY



TRIMDEK



CORRUGATED



AWNINGS

OUR AWNINGS PROVIDE A CUSTOMISED SOLUTION TO SHELTER AND EXTRA STORAGE SPACE FOR YOUR EQUIPMENT. OUR AWNINGS EXTEND TO 8M WITHOUT THE NEED FOR ADDITIONAL POSTS AND ARE PERFECT FOR UNLOADING IN ALL WEATHER CONDITIONS.

CANTILEVER



LEAN-TO

GUTTERING

CUBEX PROVIDE STANDARD INDUSTRIAL GUTTERING OR CUSTOM TAPERED GUTTERS TO ELIMINATE THE NEED FOR DOWNPIPES ON THE SIDE OF YOUR SHED.



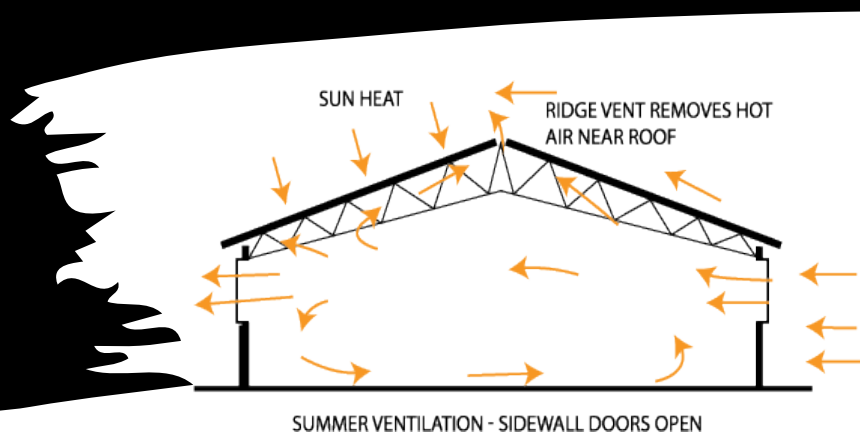
LIGHTING

WINDOWS CAN BE INSTALLED FOR NATURAL LIGHTING, AS WELL AS ARTIFICIAL LIGHTING AND CLEAR SHEETING.



VENTILATION & INSULATION

OUR VENTILATION SYSTEMS LET HEAT ESCAPE, CREATING A MORE BALANCED AIR TEMPERATURE AND PROVIDING MORE COMFORTABLE AND SAFER CONDITIONS TO IMPROVE WORK EFFICIENCY, AS WELL AS THE HEALTH OF YOUR LIVESTOCK.



TANKS

A TANK IS OFTEN NEEDED TO MEET COUNCIL BUILD REGULATIONS FOR FIRE SAFETY. TANKS ARE ALSO A GREAT WAY TO HARVEST RAIN WATER AND TO HELP WITH RUN OFF ISSUES.



CRANES

CUBEX WORK WITH YOU TO CUSTOMISE YOUR CRANE BUILD, TO SUIT YOUR REQUIREMENTS. THE HEIGHT, STRENGTH AND STRUCTURAL ELEMENTS OF YOUR SHED ARE ENGINEERED TO HOLD OVERHEAD CRANES.

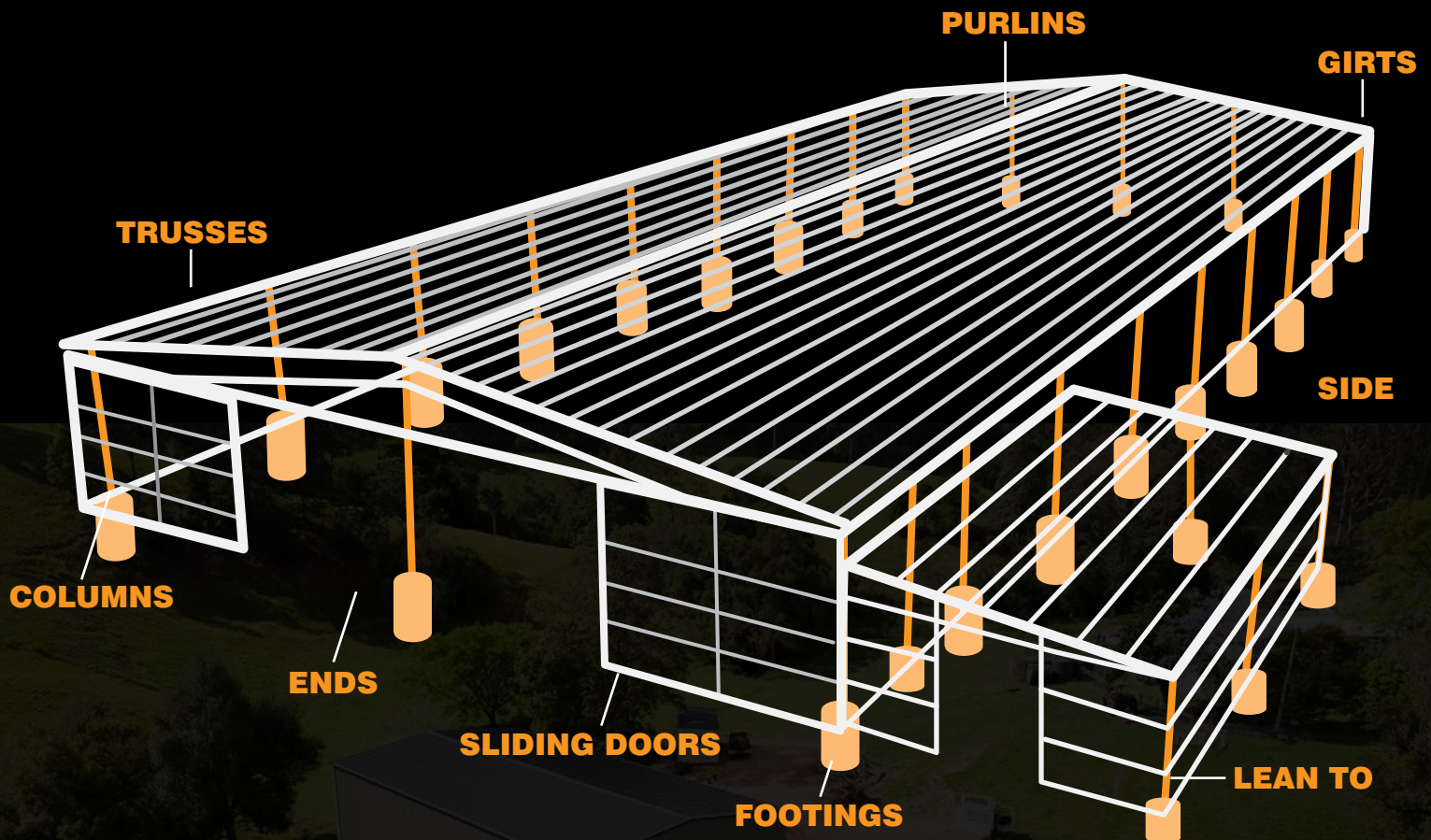


2

PLANNING & ENGINEERING

1. CHECK ON SITE REQUIREMENTS, FINALISE DESIGN & ALL CAD DRAWINGS (INCLUDING FORM 15)
2. FIRE REQUIREMENTS (HYDRANTS OVER 500M2) & WIND CLASSIFICATIONS
3. STRUCTURE (I BEAM VS C SECTION)

4. FINISH / COLOUR
5. ROLL OVER THE CONCEPT DESIGN INTO SCHEDULING
6. ENSURE ALL DESIGN DETAILS OF THE SCOPE ARE COVERED
7. BUILDING PERMITS & COUNCIL APPROVALS

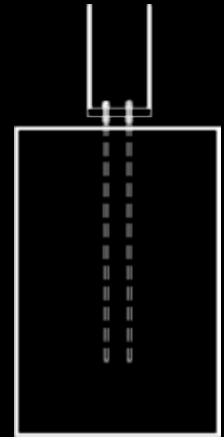


FOOTINGS

The most common method is to set a cage-bolt into the concrete footing for the column to bolt onto. CubeX weld the footing bolts into a cage, with each footing engineered for ease of installation.

The size of the footing used for your shed does depend on your location, the type of shed and the soil quality.

Typically, we use a 600mm diameter, 1-2.5m deep footing; however, we also do 750mm and 900mm diameters, depending on the variables mentioned above.



OUR FOOTINGS

SITE PREPARATION

Site preparation is vital for any load bearing structure, and a shed will require a suitable foundation as they are a fundamental part of the strength of our products and is a stable base to endure a wide range of impacts. Here are several tips and suggestions about preparing for a shed pad:



It is always best to prepare the pad for your shed prior to the shed being erected. It is very difficult to spread fill/gravel around the columns and under wall cladding after the shed is installed.



Prepare your shed pad well in advance. Allow it to consolidate for a few weeks prior to the shed installation and fill in any low spots that may appear during this period.



If possible it is better to let the shed pad settle for up to months in advance, particularly if new soil/gravel has been introduced.



Ensure that the shed site is as level as possible. This makes erection a lot simpler, and the finished product a lot neater.



Ensure that you consider drainage when deciding on and preparing your shed site.



We require at least 3m of level ground around the outside of the shed to allow for easy access of machinery during the build process.

3

FABRICATION

**THE CUBEX
FACTORY CAPABILITIES
INCLUDE
COMPREHENSIVE
ENGINEERING & STEEL
FABRICATION WORKS.**

BASED IN TOOWOOMBA QLD, OUR OPERATIONS TEAM WORK TOGETHER TO ENSURE YOUR SHED IS DELIVERED AT THE HIGHEST QUALITY AND MEETS ALL STANDARDS AND SPECIFICATIONS.



4 DELIVERY

ONCE YOUR SHED-KIT IS READY, IT WILL BE DELIVERED STRAIGHT TO SITE FOR INSTALLATION. CUBEX CAN DELIVER QUEENSLAND WIDE.



5 CONSTRUCTION & INSTALLATION





LUKE MCNALTY
OPERATIONS MANAGER



HARVEY THRUSH
GENERAL MANAGER



ROSS ARCHER
SALES MANAGER



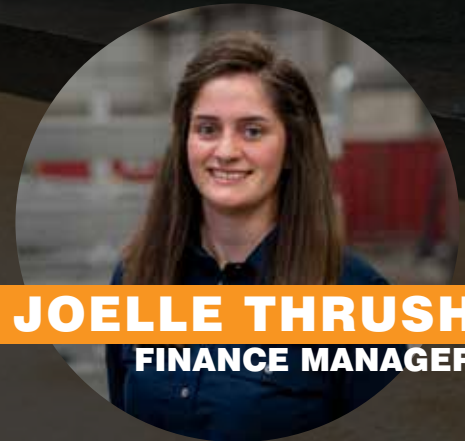
CASSIE SPEED
HR & ADMINISTRATION OFFICER



KIMBERLEY PIKE
SALES CONSULTANT



TONY THOMAS
DESIGNER



JOELLE THRUSH
FINANCE MANAGER

OUR TEAM



SEAN HOBBS
WORKSHOP SUPERVISOR



LIAM KOHN
PROJECT COORDINATOR



BRENDAN AMPS
FABRICATION LEAD HAND



TIM BRYAN
PROCESSING LEAD HAND



HENRY OFFICER
FABRICATOR



MATT ANDERSON
FABRICATOR



BEN GIORGIO
FABRICATOR



KONAN DIFFER
PROCESSING



DANNY FOWLES
STORES

FREQUENTLY ASKED QUESTIONS

1. WHAT IS THE MOST COST-EFFECTIVE SPAN?

18m or 21m, but talk to us and we can provide an optimal solution for your needs.

2. WHAT IS THE MOST COST-EFFECTIVE BAY SIZE?

8m, but again – give us a call as we can custom build to suit your requirements.

3. DO YOU OFFER INSTALLATION?

We are a turnkey supplier with our own installation team and trusted relationships with subcontractors.

4. DO I NEED COUNCIL APPROVAL?

The council approval process is something our design team can handle for you. We approach each shed on a case-by-case basis and always recommend staying up to date with your local council's rules and regulations

5. WHERE WILL MY SHED BE MADE?

We are a family owned and operated company, delivering your shed straight from our workshop in Toowoomba, QLD.





WEB CUBEXGROUP.COM.AU

EMAIL SALES@CUBEXGROUP.COM.AU

PHONE 07 4699 9810

MAIL 720 GREENWATTLE ST,
TOOWOOMBA QLD 4350